



purple  
**cube**

purple  
**pod**

Purple  
**H2**

RENEWABLE RANGE SPECS



purple  
cube

Technical Specifications



100%  
Solar Capable

800kw/h  
Energy Storage

400kw  
Diesel Backup

Fully programmable,  
remotely monitored  
inverters

PC Range

The Purple CUBE is a class leading range of hybrid Battery Energy Storage Systems designed to deliver renewable energy to larger construction and mining applications. Our standard range of 100kw/h and 400kw/h Purple CUBES can deliver up to 1600kw/h of energy per day to your site. Purple CUBES are fitted with multi-voltage charge inputs and can receive energy from multiple sources separately or concurrently. From solar, to wind, hydrogen to bio diesel, Purple CUBES can also be charged using mains power and diesel generators. Even without renewable energy input, a Purple CUBE can optimise your diesel generator, storing it's inefficient and unused mechanical energy for later use and reducing diesel operation from 24 hours per day down to between zero and 4 hours.



PC 100-100

Output Power	100 kVA	Frequency	50 Hz
Output Voltage	415 VAC	Weight	2200 kg

Dimension	Sound power level	Nominal capacity	Protection class
2300 x 1150 x 2200 mm	<50 dB(A)	102 kWh	IP54



PC 200-200

Output Power	200 kVA	Frequency	50 Hz
Output Voltage	415 VAC	Weight	2500 kg

Dimension	Sound power level	Nominal capacity	Protection class
2300 x 1150 x 2200 mm	<50 dB(A)	188 kWh	IP54



PC 400-400

Output Power	376 kVA	Frequency	50 Hz
Output Voltage	415 VAC	Weight	6000 kg

Dimension	Sound power level	Nominal capacity	Protection class
2950 x 2300 x 2500 mm	<50 dB(A)	376 kWh	IP54



PC 600-600

Output Power	500 kVA	Frequency	50 Hz
Output Voltage	415 VAC	Weight	7200 kg

Dimension	Sound power level	Nominal capacity	Protection class
2950 x 2300 x 2500 mm	<50 dB(A)	564 kWh	IP54



purple  
pod

Technical Specifications



2kW  
Solar Capable



60kw/h  
Energy Storage



30kVA  
Diesel Backup



Fully programmable,  
remotely monitored  
inverters



## POD 10

Output Power	10 kVA
Weight	2319kg
Prime Power	10 kVA
Expanded Dimensions	2928 x 5400 x 3350mm
Loading Dimensions	2928 x 1150 x 2350mm

### Solar Panel Specs

Maximum Power	460W	Max-Power Voltage (Vm)	41.96VDC
Power Tolerance	0~+5W	Max-Power Current (Im)	13.11A
		Qty	5pcs

### Battery Panel Specs

Cell Type	LFP(LiFePO4)	Discharge Depth	90%
Pack Model	MF51100D	Charger Current	97.7 A(1.0C)
Pack Capacity	5 kWh	Battery Rack Voltage	43.2V~59V
Pack Rated Voltage	51.2 VDC	Rated Cycle Life	>2000 80% DOD

### Generator Specs

Fuel Consumption	2.6 L/h@100% load	Fuel Tank Capacity	36 hours
		Fuel Type	Diesel(Nature Gas Engine for option)

### Hybrid Invertor Specs

Solar Controller	MPPT*2	Max.Conversion Efficiency	97.6%
AC Voltage Range	380~415Vac	Rated Output Power	10kW (0.8leading~0.8lag-ging)
Max.Charge/Discharge Current	210A	EMS	-
Max.PV Current	26A*2		



## POD 20

Output Power	20 kVA
Weight	2614kg
Prime Power	20 kVA
Expanded Dimensions	2928 x 5400 x 3350mm
Loading Dimensions	2928 x 1150 x 2550mm

### Solar Panel Specs

Maximum Power	460W	Max-Power Voltage (Vm)	35.16VDC
Power Tolerance	0~+5W	Max-Power Current (Im)	13.08A
		Qty	5pcs

### Battery Panel Specs

Cell Type	LFP(LiFePO4)	Discharge Depth	90%
Pack Model	MF51150A	Charger Current	135 A(1.0C)
Pack Capacity	7.7 kWh	Battery Rack Voltage	43.2V~59V
Pack Rated Voltage	51.2 VDC	Rated Cycle Life	>2000 80% DOD

### Generator Specs

Fuel Consumption	5.5 L/h@100% load	Fuel Tank Capacity	18 hour Bunded Fuel Tank
		Fuel Type	Diesel(Nature Gas Engine for option)

### Hybrid Invertor Specs

Solar Controller	MPPT*4	Max.Conversion Efficiency	97.6%
AC Voltage Range	380~415Vac	Rated Output Power	20kW (0.8leading~0.8lag-ging)
Max.Charge/Discharge Current	210A*2	EMS	-
Max.PV Current	26A*4		





Purple

H2

Technical Specifications



40,000hr

Operating Life



16%

More Fuel Efficient



100%

AUS/NZ Compliant



Proudly made in  
Brisbane

# Hydrogen trials now available

For more information on our Hydrogen generators, please contact your Premiair Hire account representative.



## H2 30

Net Continuous Power	30KW
Cruise Mode Fuel Consumption	0.78kg/hr
Cruise Mode Power	15KW
Net Cruise Mode Efficiency	58%
Output Voltage Range	115VDC-235VDC
Maximum Current	300A
Hydrogen Fuel Supply Pressure	8.5 bara
Ambient Operating Temperature Range	-30C - 50C

## H2 50

Net Continuous Power	50KW
Cruise Mode Fuel Consumption	1.39kg/hr
Cruise Mode Power	25KW
Net Cruise Mode Efficiency	54%
Output Voltage Range	180VDC-360VDC
Maximum Current	350A
Hydrogen Fuel Supply Pressure	8.5 bara
Ambient Operating Temperature Range	-30C - 50C





Modoken is a proprietary software system for measuring carbon and other key environmental metrics in off grid energy systems. Modoken can be used in a variety of ways including establishing a budget around carbon or cost for a machine, site or entire fleet and delivering behavioural driving metrics and insights into improvement opportunities.

01

#### CONSUMPTION

Modoken will measure the kilowatt hour consumption of your machine, site or fleet, factoring in variables around your source energy, delivering a true measure of how much energy you are using and where that energy is coming from.

02

#### COST

Modoken can be used to develop entire energy cost budgets and will deliver a per kw/h cost assessment for your machine, site or fleet. Modoken also has a "what if?" function that allows you to measure what your costs would be if you replaced your existing energy with alternative sources.

03


#### CARBON

Blended carbon consumption, scope 1 and 2 emissions and performance against carbon reduction targets are the bread and butter for Modoken. The large amount of variables that go into understanding your machine, site or fleets net zero journey and delivering accurate reporting is the whole reason Modoken was developed in the first place.


04

#### CONTROL

Modoken also enables you to remotely see, monitor and control your energy assets. Anything from load behaviour to preventative ,maintenance, refuelling scheduling and safety can be monitored and controlled using the Modoken system on your energy asset.




# Product Range



Lift & Shift



Static Storage



Tow tanks



XL SERIES



XL AND WH



WHISPER



Lift & Shift



Static Storage



CONTAINERS




Purple Pod



Purple Cube



Hydrogen



Handheld Range



Midsize Distribution



Hardwire